

# Taormina

 **ROSSINI**  
MADE IN ITALY®



# Taormina

## Technical Description

**PIPING ON THE ARMS:**AVAILABLE AS OPTION

**THICK STITCH:**AVAILABLE

**STRUCTURE:**HARDWOOD FRAME STRUCTURE FOR EXTRA STRENGTH

**SEAT/BACK SUSPENSION:**REINFORCED ELASTIC WEBBING

**SEAT CUSHIONS:**HIGH DENSITY ECOLOGIC OPEN CELL POLYURETHANE FOAM AND MEMORY FOAM COVERED WITH A LAYER OF DACRON WADDING

**BACK CUSHIONS:**HIGH DENSITY ECOLOGIC OPEN CELL POLYURETHANE FOAM COVERED WITH A LAYER OF DACRON WADDING

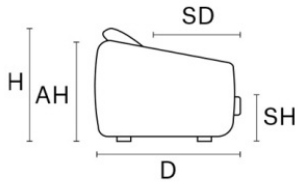
**REMOVABILITY:**SEAT AND BACK CUSHIONS

**FOOT:**NOT VISIBLE

## Foot Finishing Option

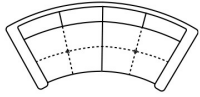
**LEATHER COLOR SHADE DIFFERENCES:** The model upholstered with some Natural leather such as Maya, Moss, Carees and Sensation, could present in some area differences in color tones of about 5%. Such differences are not to be considered defect but an expression of the natural characteristic of the cowhide. The company reserves the right without prior notice to make technical sheets changes and/or materials for quality product improvement. Leather sofas are a handmade product and according to the leather covering selected there could be a measurement tolerance of about 2 inches (cm 5) on each sku.



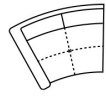


**H 94 AH 74 SH 48 SD 58**

**STANDARD**



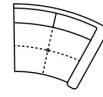
4 SEATER  
V256+V257



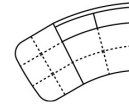
W 160  
D 107  
V256 LHF 2 SEATER CURVED



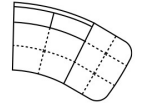
W 150  
D 109  
SD 58  
V255 2 SEATER ARMLESS



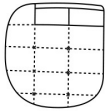
W 160  
D 107  
V257 RHF 2 SEATER CURVED



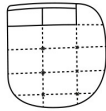
W 210  
D 113  
V248 LHF 2 SEATER MERIDIAN CURVED



W 210  
D 113  
SD 58  
V249 RHF 2 SEATER MERIDIAN CURVED



W 160  
D 167  
SD 120  
V512 LHF CHAISE LONGUE CURVED



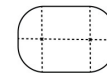
W 160  
D 167  
SD 120  
V513 RHF CHAISE LONGUE CURVED



W 90  
D 90  
H 48  
V615 POUFF ROUND



W 104  
D 80  
H 48  
V616 CONSOLLE



W 110  
D 75  
H 48  
V617 POUFF OVAL